

## Prestige Investment Management Service - Monthly Update

### Key Facts

As at 31<sup>st</sup> August 2024

### Model Launch dates

31<sup>st</sup> May 2008 - 30<sup>th</sup> September 2012

### Minimum investment

Lump Sum - £50,000

Regular Savings - £250 per month

### Whitechurch Initial Fee

0% of amount invested

### Whitechurch Annual Management Fee\*

£50,000 - £200,000 = 0.40%

£200,000 - £300,000 = 0.35%

£300,000 - £400,000 = 0.30%

£400,000 - £500,000 = 0.25%

£500,000 + = 0.20%

### Whitechurch Custodian Fee\*

0.52% per annum of portfolio value

(charged monthly). Capped at £1,300

### Advisory Fees\*

To be agreed with Financial Adviser

### Risk Ratings

From 3/10 - Low through to 8/10 - High

\* Please refer to brochure for full details of charges


Please note underlying fund charges are in addition to the charges listed above.

### Whitechurch Prestige Portfolios

The Whitechurch Prestige portfolios offer a range of risk levels and objectives:

	Investment Objective			
	Income	Income and Growth	Capital Growth	Aggressive Growth
10	It is not feasible for Whitechurch to construct active, managed portfolios for risk categories that fall into 9 and 10. This is because there is a lack of investment vehicles and options available that we would be able to utilise in order to provide a truly active and diverse portfolio to meet such a speculative strategy. However, investors whose risk profile is 9 or 10 may want to consider balancing their total investment position with an Aggressive Growth 8 out of 10 portfolio.			
9				
8	X	X	X	✓
7	X	✓*	✓	X
6	✓	✓*	✓	X
5	✓	✓*	✓	X
4	✓	✓*	✓	X
3	✓	✓	✓	X
2	It is not feasible for Whitechurch to construct active, managed portfolios for risk categories that fall into 1 and 2. This is because there is a lack of investment vehicles and options available that we would be able to utilise in order to provide a truly active and diverse portfolio. If investors are looking to reduce the risk of a portfolio for a short period, we can provide a cash reserve facility (risk profile 2).			
1				

### Award Winning Services



Signatory of:



Principles for Responsible Investment

**Whitechurch  
Securities Ltd**  
WEALTH MANAGERS

Tel: 0117 452 1207

E-mail: [info@whitechurch.co.uk](mailto:info@whitechurch.co.uk)

Website: [www.whitechurch.co.uk](http://www.whitechurch.co.uk)

## Performance to 31<sup>st</sup> August 2024

Start	31/07/2024	31/05/2024	29/02/2024	31/08/2023	31/08/2021	31/08/2019	31/08/2021
End	31/08/2024	31/08/2024	31/08/2024	31/08/2024	31/08/2024	31/08/2024	31/08/2024
Performance Comparison Table	1M	3M	6M	12M	3 Years	5 Years	Volatility (3 Years)
Prestige Capital Growth 3	0.3%	2.0%	3.2%	6.0%	0.6%	5.1%	4.0%
Prestige Income & Growth 3	0.4%	2.1%	3.3%	6.7%	0.8%	4.8%	4.0%
Prestige Income 3	0.4%	2.2%	3.3%	6.7%	1.3%	3.1%	3.9%
<b>BoE Base Rate + 2%</b>	<b>0.6%</b>	<b>1.8%</b>	<b>3.6%</b>	<b>7.3%</b>	<b>16.6%</b>	<b>22.0%</b>	<b>0.6%</b>
Prestige Capital Growth 4	0.8%	2.9%	5.1%	9.9%	3.5%	13.1%	6.0%
Prestige Income & Growth 4	0.8%	2.9%	5.1%	8.9%	3.2%	10.1%	5.3%
Prestige Income 4	0.7%	2.6%	4.6%	8.4%	1.7%	8.0%	5.1%
<b>ARC £ Cautious PCI</b>	<b>0.3%</b>	<b>1.8%</b>	<b>3.2%</b>	<b>6.7%</b>	<b>-0.4%</b>	<b>8.8%</b>	<b>4.5%</b>
Prestige Capital Growth 5	0.3%	3.1%	5.5%	11.6%	0.0%	14.9%	8.3%
Prestige Income & Growth 5	0.6%	3.4%	5.9%	11.7%	2.6%	15.8%	8.0%
Prestige Income 5	0.7%	3.1%	5.8%	11.7%	6.2%	17.0%	7.2%
<b>ARC £ Balanced Asset PCI</b>	<b>0.4%</b>	<b>2.4%</b>	<b>4.5%</b>	<b>9.7%</b>	<b>2.0%</b>	<b>15.9%</b>	<b>6.4%</b>
Prestige Capital Growth 6	0.1%	2.7%	5.1%	11.0%	-2.0%	19.5%	9.2%
Prestige Income & Growth 6	0.4%	3.1%	5.9%	11.8%	3.5%	19.7%	8.7%
Prestige Income 6	0.5%	3.0%	5.7%	11.6%	8.0%	20.9%	7.9%
<b>ARC £ Steady Growth PCI</b>	<b>0.5%</b>	<b>2.8%</b>	<b>5.2%</b>	<b>11.7%</b>	<b>3.9%</b>	<b>22.2%</b>	<b>7.8%</b>
Prestige Capital Growth 7	-0.2%	1.8%	4.8%	11.2%	-3.2%	32.3%	10.4%
Prestige Income & Growth 7	0.2%	2.2%	5.9%	11.8%	0.7%	25.6%	9.5%
<b>ARC £ Equity Risk PCI</b>	<b>0.6%</b>	<b>3.1%</b>	<b>6.1%</b>	<b>13.7%</b>	<b>5.1%</b>	<b>28.8%</b>	<b>9.1%</b>
Prestige Aggressive Growth	-0.3%	1.9%	5.1%	11.9%	-5.4%	31.4%	10.9%
<b>ARC £ Equity Risk PCI</b>	<b>0.6%</b>	<b>3.1%</b>	<b>6.1%</b>	<b>13.7%</b>	<b>5.1%</b>	<b>28.8%</b>	<b>9.1%</b>

Performance figures are calculated to 31/08/2024 net of fees in sterling. Unit Trust prices are calculated on a bid-to-bid basis OEICs, Investment Trust and Share prices are calculated on a mid to mid basis, with net income reinvested. The value of investments and any income will fluctuate and investors may not get back the full amount invested. Currency exchange rates may affect the value of investment. ARC benchmark figures are based on estimates and are subject to revision. Bank of England benchmark figures are based on the Base Rate +2% Source: Whitechurch Securities Ltd, FE Analytics.

**IMPORTANT NOTES: FOR UK FINANCIAL ADVISERS ONLY. NOT TO BE RELIED UPON BY ANY OTHER PERSON.** This publication is issued and approved by Whitechurch Securities Limited which is authorised and regulated by the Financial Conduct Authority (FCA). The views and opinions expressed are those of the Whitechurch Securities Investment Managers based upon information we consider correct and reliable. It may be subject to change without notice and we do not accept any responsibility for errors or omissions. Information is intended to be of a general nature, will not be suitable for everyone and should not be treated as a specific recommendation. Investment returns cannot be guaranteed, past performance is not a guide to future performance and investors may not get back the full amount invested. Stockmarkets are not a suitable place for short term investments. Levels, bases of, and reliefs from taxation are subject to change and values depend on circumstances of the investor.

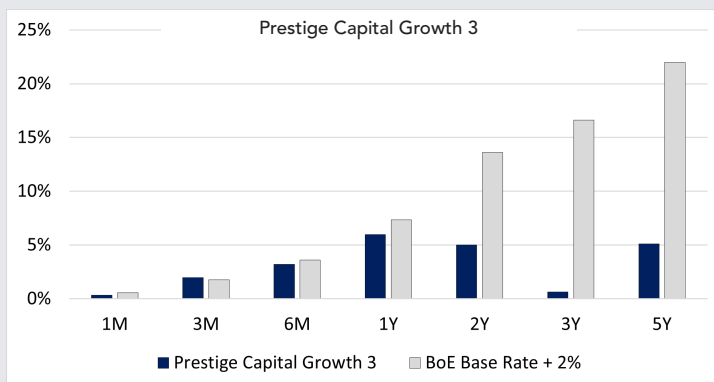
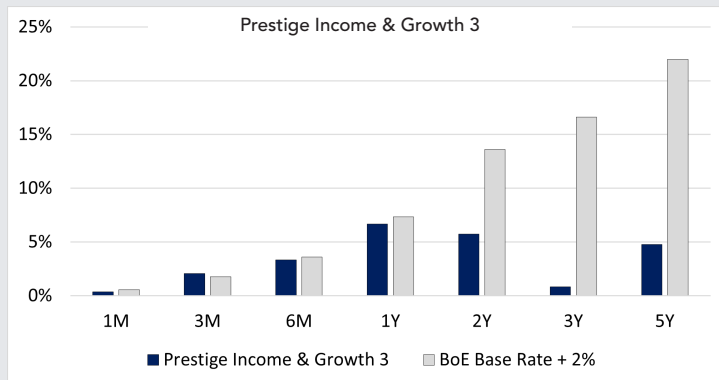
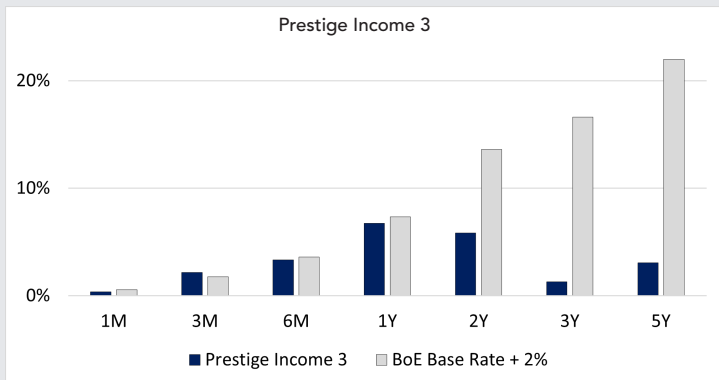
Our Environmental, Social, and Governance (ESG) Credentials: Whitechurch Securities Limited are fully committed to the FCA's Anti-Greenwashing Rules and have a robust process to ensure all our ethical investment strategies are managed to strict mandates. However, as we rely on third party fund managers for the underlying investment decisions, we cannot guarantee that our own ESG criteria are being met 100% of the time, despite our best efforts to do so. Our ESG fund screening, selection, review and ongoing monitoring process is available on our website or upon request.

**Whitechurch**  
Securities Ltd  
WEALTH MANAGERS

Tel: 0117 452 1207  
E-mail: [info@whitechurch.co.uk](mailto:info@whitechurch.co.uk)  
Website: [www.whitechurch.co.uk](http://www.whitechurch.co.uk)

FP3811.10.09.24

**Risk Level 3 Performance to 31<sup>st</sup> August 2024**



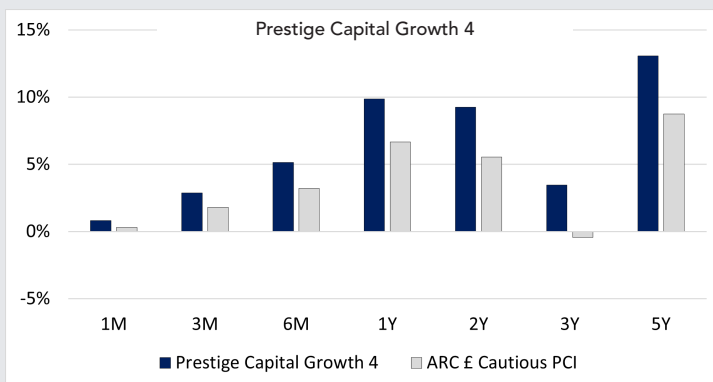
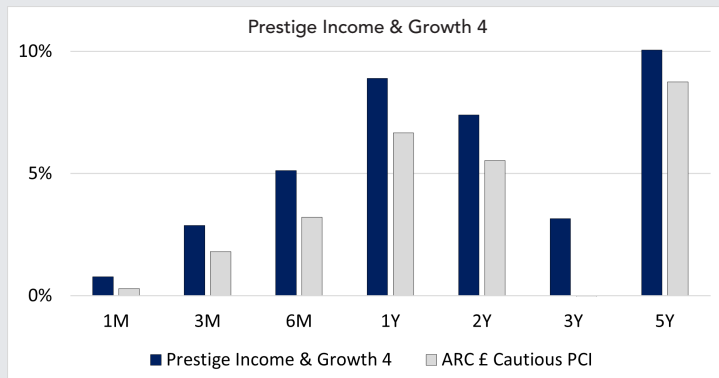
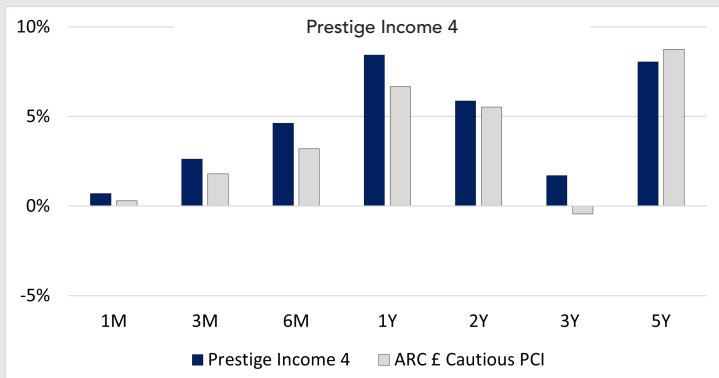
Performance figures are calculated to 31/08/2024 net of fees in sterling. Unit Trust prices are calculated on a bid-to-bid basis OEICs, Investment Trust and Share prices are calculated on a mid to mid basis, with net income reinvested. The value of investments and any income will fluctuate and investors may not get back the full amount invested. Currency exchange rates may affect the value of investment. ARC benchmark figures are based on estimates and are subject to revision. Bank of England benchmark figures are based on the Base Rate +2%. Source: Whitechurch Securities Ltd, FE Analytics.

Whitechurch Securities Ltd, The Old Chapel, 14 Fairview Drive, Redland, Bristol, BS6 6PH. Whitechurch Securities Ltd is authorised and regulated by the Financial Conduct Authority.

**IMPORTANT NOTES: FOR UK FINANCIAL ADVISERS ONLY. NOT TO BE RELIED UPON BY ANY OTHER PERSON.**  
This publication is issued and approved by Whitechurch Securities Limited which is authorised and regulated by the Financial Conduct Authority (FCA). The views and opinions expressed are those of the Whitechurch Securities Investment Managers based upon information we consider correct and reliable. It may be subject to change without notice and we do not accept any responsibility for errors or omissions. Information is intended to be of a general nature, will not be suitable for everyone and should not be treated as a specific recommendation. Investment returns cannot be guaranteed, past performance is not a guide to future performance and investors may not get back the full amount invested. Stockmarkets are not a suitable place for short term investments. Levels, bases of, and reliefs from taxation are subject to change and values depend on circumstances of the investor.

Our Environmental, Social, and Governance (ESG) Credentials:  
Whitechurch Securities Limited are fully committed to the FCA's Anti-Greenwashing Rules and have a robust process to ensure all our ethical investment strategies are managed to strict mandates. However, as we rely on third party fund managers for the underlying investment decisions, we cannot guarantee that our own ESG criteria are being met 100% of the time, despite our best efforts to do so. Our ESG fund screening, selection, review and ongoing monitoring process is available on our website or upon request.

**Risk Level 4 Performance to 31<sup>st</sup> August 2024**



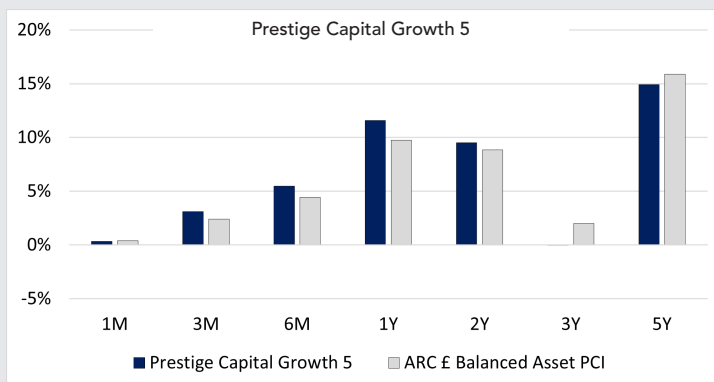
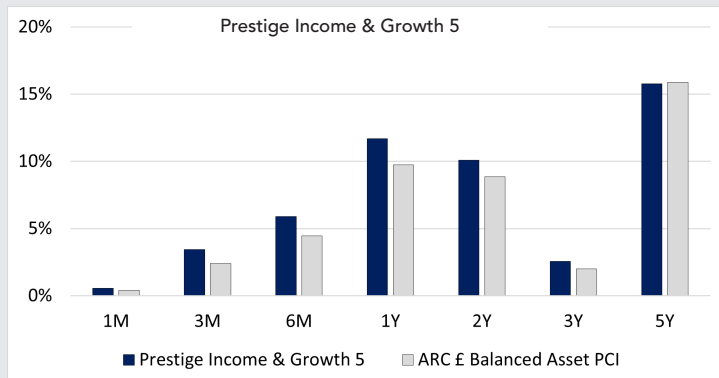
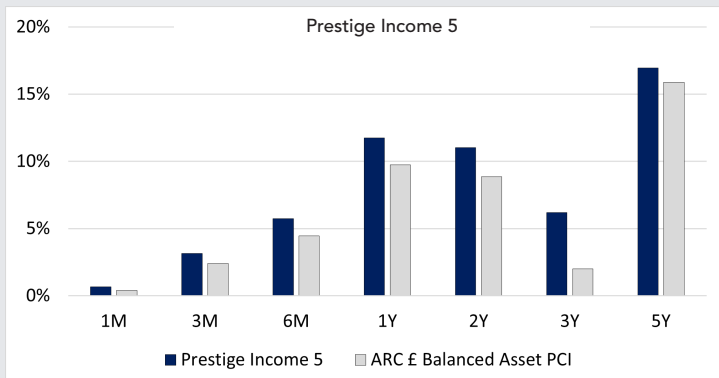
Performance figures are calculated to 31/08/2024 net of fees in sterling. Unit Trust prices are calculated on a bid-to-bid basis OEICs, Investment Trust and Share prices are calculated on a mid to mid basis, with net income reinvested. The value of investments and any income will fluctuate and investors may not get back the full amount invested. Currency exchange rates may affect the value of investment. ARC benchmark figures are based on estimates and are subject to revision. Bank of England benchmark figures are based on the Base Rate +2%. Source: Whitechurch Securities Ltd, FE Analytics.

Whitechurch Securities Ltd, The Old Chapel, 14 Fairview Drive, Redland, Bristol, BS6 6PH. Whitechurch Securities Ltd is authorised and regulated by the Financial Conduct Authority.

**IMPORTANT NOTES: FOR UK FINANCIAL ADVISERS ONLY. NOT TO BE RELIED UPON BY ANY OTHER PERSON.**  
This publication is issued and approved by Whitechurch Securities Limited which is authorised and regulated by the Financial Conduct Authority (FCA). The views and opinions expressed are those of the Whitechurch Securities Investment Managers based upon information we consider correct and reliable. It may be subject to change without notice and we do not accept any responsibility for errors or omissions. Information is intended to be of a general nature, will not be suitable for everyone and should not be treated as a specific recommendation. Investment returns cannot be guaranteed, past performance is not a guide to future performance and investors may not get back the full amount invested. Stockmarkets are not a suitable place for short term investments. Levels, bases of, and reliefs from taxation are subject to change and values depend on circumstances of the investor.

Our Environmental, Social, and Governance (ESG) Credentials:  
Whitechurch Securities Limited are fully committed to the FCA's Anti-Greenwashing Rules and have a robust process to ensure all our ethical investment strategies are managed to strict mandates. However, as we rely on third party fund managers for the underlying investment decisions, we cannot guarantee that our own ESG criteria are being met 100% of the time, despite our best efforts to do so. Our ESG fund screening, selection, review and ongoing monitoring process is available on our website or upon request.

**Risk Level 5 Performance to 31<sup>st</sup> August 2024**



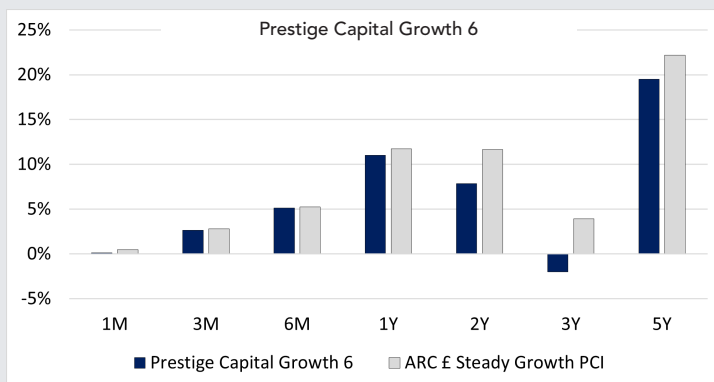
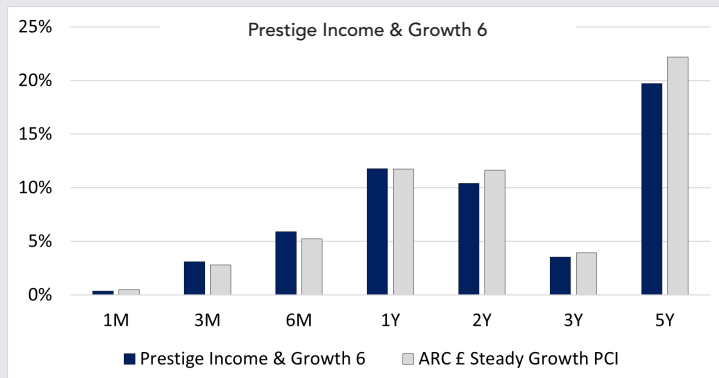
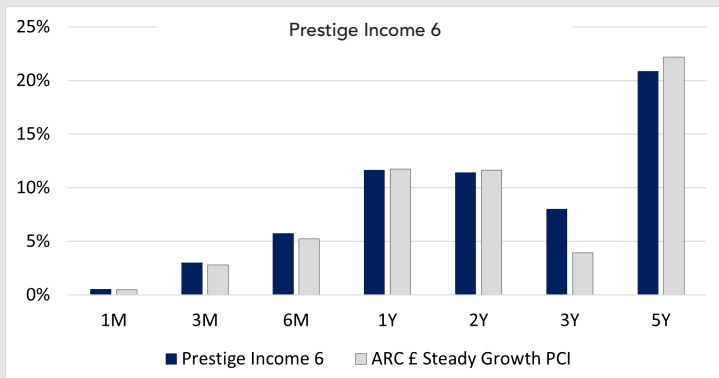
Performance figures are calculated to 31/08/2024 net of fees in sterling. Unit Trust prices are calculated on a bid-to-bid basis OEICs, Investment Trust and Share prices are calculated on a mid to mid basis, with net income reinvested. The value of investments and any income will fluctuate and investors may not get back the full amount invested. Currency exchange rates may affect the value of investment. ARC benchmark figures are based on estimates and are subject to revision. Bank of England benchmark figures are based on the Base Rate +2%. Source: Whitechurch Securities Ltd, FE Analytics.

Whitechurch Securities Ltd, The Old Chapel, 14 Fairview Drive, Redland, Bristol, BS6 6PH. Whitechurch Securities Ltd is authorised and regulated by the Financial Conduct Authority.

**IMPORTANT NOTES: FOR UK FINANCIAL ADVISERS ONLY. NOT TO BE RELIED UPON BY ANY OTHER PERSON.**  
This publication is issued and approved by Whitechurch Securities Limited which is authorised and regulated by the Financial Conduct Authority (FCA). The views and opinions expressed are those of the Whitechurch Securities Investment Managers based upon information we consider correct and reliable. It may be subject to change without notice and we do not accept any responsibility for errors or omissions. Information is intended to be of a general nature, will not be suitable for everyone and should not be treated as a specific recommendation. Investment returns cannot be guaranteed, past performance is not a guide to future performance and investors may not get back the full amount invested. Stockmarkets are not a suitable place for short term investments. Levels, bases of, and reliefs from taxation are subject to change and values depend on circumstances of the investor.

Our Environmental, Social, and Governance (ESG) Credentials:  
Whitechurch Securities Limited are fully committed to the FCA's Anti-Greenwashing Rules and have a robust process to ensure all our ethical investment strategies are managed to strict mandates. However, as we rely on third party fund managers for the underlying investment decisions, we cannot guarantee that our own ESG criteria are being met 100% of the time, despite our best efforts to do so. Our ESG fund screening, selection, review and ongoing monitoring process is available on our website or upon request.

**Risk Level 6 Performance to 31<sup>st</sup> August 2024**



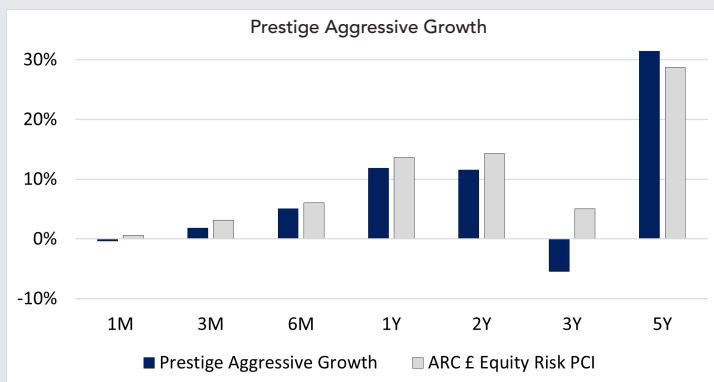
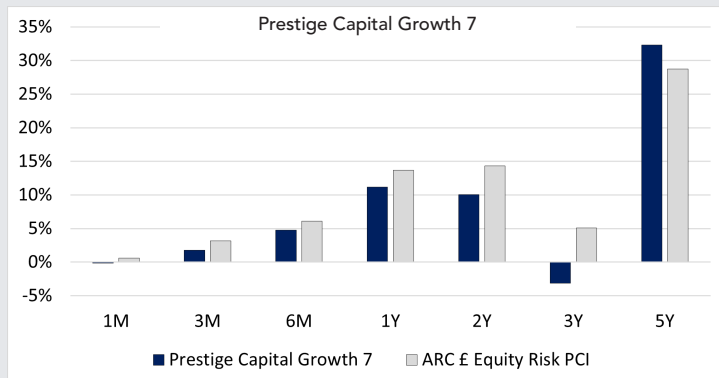
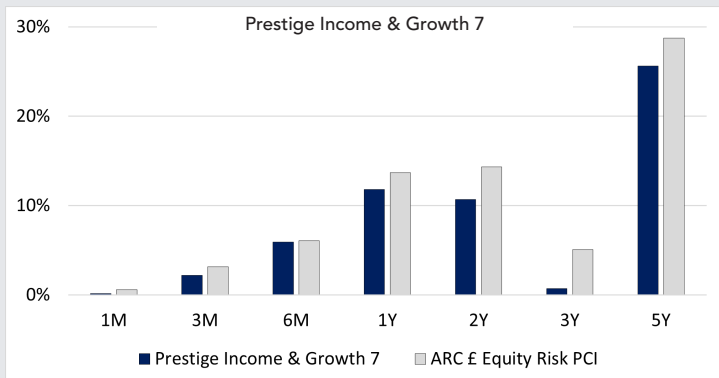
Performance figures are calculated to 31/08/2024 net of fees in sterling. Unit Trust prices are calculated on a bid-to-bid basis OEICs, Investment Trust and Share prices are calculated on a mid to mid basis, with net income reinvested. The value of investments and any income will fluctuate and investors may not get back the full amount invested. Currency exchange rates may affect the value of investment. ARC benchmark figures are based on estimates and are subject to revision. Bank of England benchmark figures are based on the Base Rate +2%. Source: Whitechurch Securities Ltd, FE Analytics.

Whitechurch Securities Ltd, The Old Chapel, 14 Fairview Drive, Redland, Bristol, BS6 6PH. Whitechurch Securities Ltd is authorised and regulated by the Financial Conduct Authority.

**IMPORTANT NOTES: FOR UK FINANCIAL ADVISERS ONLY. NOT TO BE RELIED UPON BY ANY OTHER PERSON.**  
This publication is issued and approved by Whitechurch Securities Limited which is authorised and regulated by the Financial Conduct Authority (FCA). The views and opinions expressed are those of the Whitechurch Securities Investment Managers based upon information we consider correct and reliable. It may be subject to change without notice and we do not accept any responsibility for errors or omissions. Information is intended to be of a general nature, will not be suitable for everyone and should not be treated as a specific recommendation. Investment returns cannot be guaranteed, past performance is not a guide to future performance and investors may not get back the full amount invested. Stockmarkets are not a suitable place for short term investments. Levels, bases of, and reliefs from taxation are subject to change and values depend on circumstances of the investor.

Our Environmental, Social, and Governance (ESG) Credentials:  
Whitechurch Securities Limited are fully committed to the FCA's Anti-Greenwashing Rules and have a robust process to ensure all our ethical investment strategies are managed to strict mandates. However, as we rely on third party fund managers for the underlying investment decisions, we cannot guarantee that our own ESG criteria are being met 100% of the time, despite our best efforts to do so. Our ESG fund screening, selection, review and ongoing monitoring process is available on our website or upon request.

**Risk Level 7 & 8 Performance to 31<sup>st</sup> August 2024**



Performance figures are calculated to 31/08/2024 net of fees in sterling. Unit Trust prices are calculated on a bid-to-bid basis OEICs, Investment Trust and Share prices are calculated on a mid to mid basis, with net income reinvested. The value of investments and any income will fluctuate and investors may not get back the full amount invested. Currency exchange rates may affect the value of investment. ARC benchmark figures are based on estimates and are subject to revision. Bank of England benchmark figures are based on the Base Rate +2%. Source: Whitechurch Securities Ltd, FE Analytics.

Whitechurch Securities Ltd, The Old Chapel, 14 Fairview Drive, Redland, Bristol, BS6 6PH. Whitechurch Securities Ltd is authorised and regulated by the Financial Conduct Authority.

**IMPORTANT NOTES: FOR UK FINANCIAL ADVISERS ONLY. NOT TO BE RELIED UPON BY ANY OTHER PERSON.**  
This publication is issued and approved by Whitechurch Securities Limited which is authorised and regulated by the Financial Conduct Authority (FCA). The views and opinions expressed are those of the Whitechurch Securities Investment Managers based upon information we consider correct and reliable. It may be subject to change without notice and we do not accept any responsibility for errors or omissions. Information is intended to be of a general nature, will not be suitable for everyone and should not be treated as a specific recommendation. Investment returns cannot be guaranteed, past performance is not a guide to future performance and investors may not get back the full amount invested. Stockmarkets are not a suitable place for short term investments. Levels, bases of, and reliefs from taxation are subject to change and values depend on circumstances of the investor.

Our Environmental, Social, and Governance (ESG) Credentials:  
Whitechurch Securities Limited are fully committed to the FCA's Anti-Greenwashing Rules and have a robust process to ensure all our ethical investment strategies are managed to strict mandates. However, as we rely on third party fund managers for the underlying investment decisions, we cannot guarantee that our own ESG criteria are being met 100% of the time, despite our best efforts to do so. Our ESG fund screening, selection, review and ongoing monitoring process is available on our website or upon request.